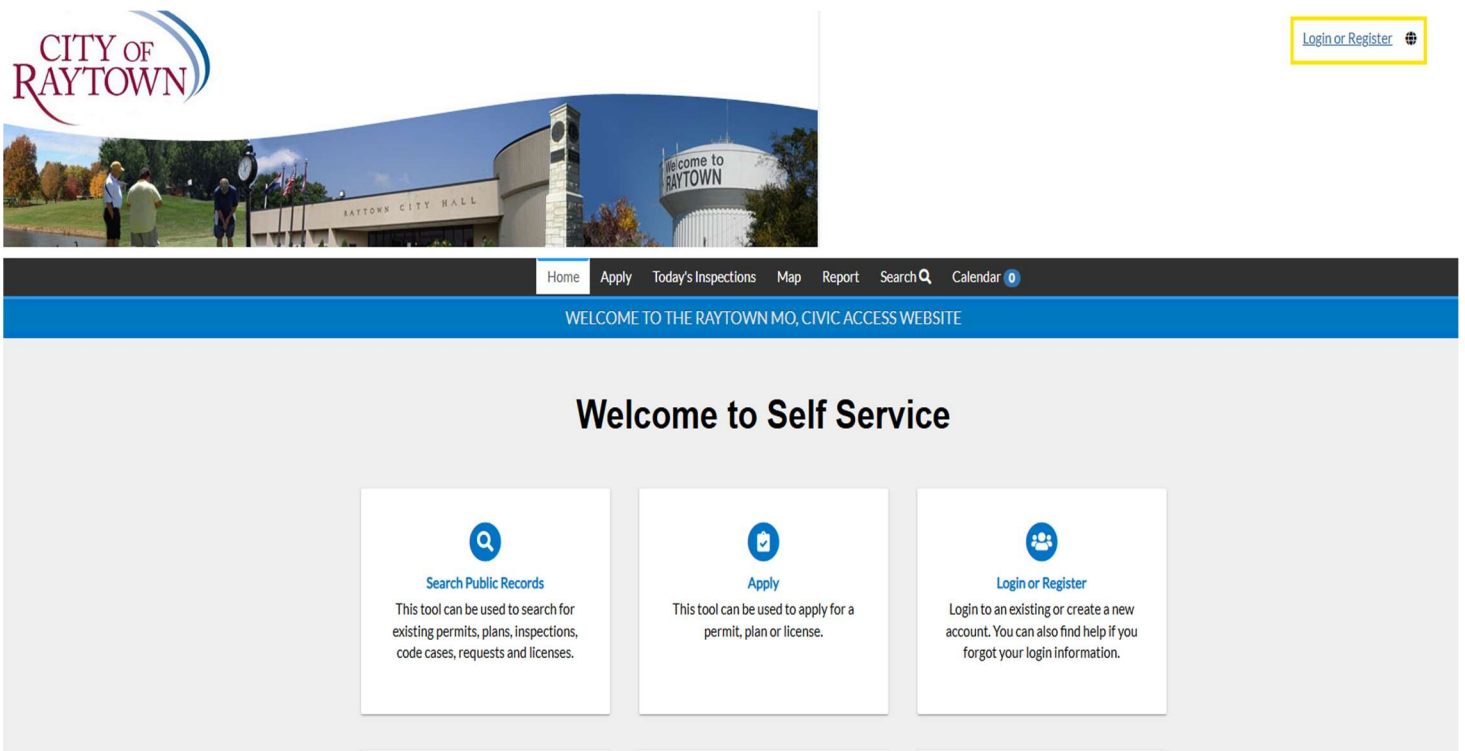


The City of Raytown Civic Access Online Registration Instructions:



Online Portal Link: <https://raytownmo-energovpub.tylerhost.net/apps/selfservice#/home>

From the webpage, please click “login or register” at the top right of the screen, then follow the directions below.




The screenshot displays the City of Raytown Self Service website. At the top left is the City of Raytown logo. The main header features a photograph of Raytown City Hall and a water tower with a "Welcome to RAYTOWN" sign. A navigation menu includes links for Home, Apply, Today's Inspections, Map, Report, Search, and Calendar. A yellow box highlights the "Login or Register" link in the top right corner. Below the navigation is a blue banner with the text "WELCOME TO THE RAYTOWN MO, CIVIC ACCESS WEBSITE". The main content area is titled "Welcome to Self Service" and contains three service tiles: "Search Public Records", "Apply", and "Login or Register".

CITY OF RAYTOWN

Home Apply Today's Inspections Map Report Search  Calendar 


WELCOME TO THE RAYTOWN MO, CIVIC ACCESS WEBSITE

Welcome to Self Service




Search Public Records

This tool can be used to search for existing permits, plans, inspections, code cases, requests and licenses.



Apply

This tool can be used to apply for a permit, plan or license.



Login or Register

Login to an existing or create a new account. You can also find help if you forgot your login information.

Please **DO NOT** enter your email address if you are not currently registered or have not logged in within the last year. This will cause a delay in your registration process. Click “Create an Account” to register. If you are unsure if you already have an existing account, please contact us at 816-737-6014 to request assistance. Thank You.



Sign in to community access services.

Email address

Keep me signed in

Next

OR


Sign in with...



[Unlock account?](#)

[Help](#)

Create an account



Create an account

Fields are required unless marked optional.

Email

This field cannot be left blank

First name

Last name

Mobile phone

Optional

Password requirements:

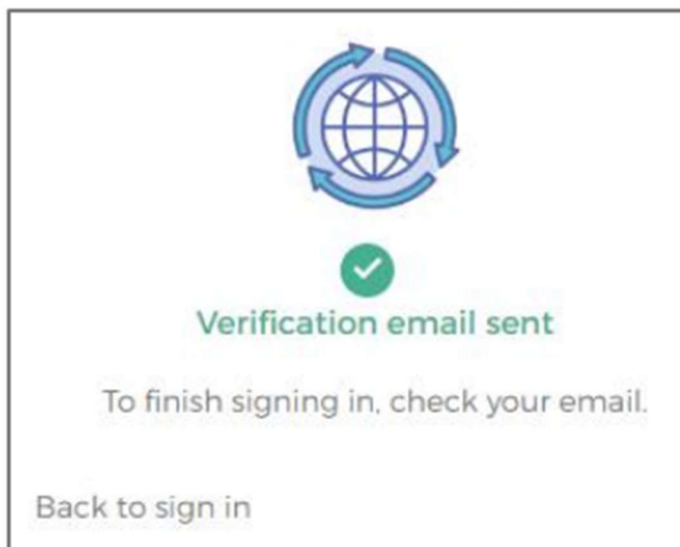
- ✓ At least 8 characters
- ✓ A lowercase letter
- ✓ An uppercase letter
- ✓ A number
- ✓ No parts of your username

Password

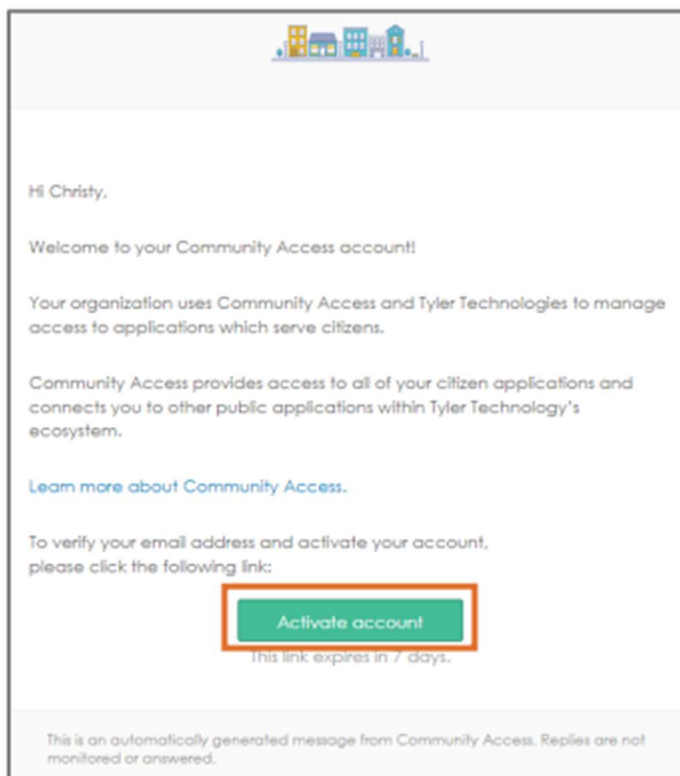
Sign up

Activate Account

The browser displays a message instructing the customer to check their



1. Log in to the email account.
2. Click **Activate account** in the email to activate the TID-C account.



Registration

Step 1 of 5: Acknowledgement

By acknowledging this, I agree to abide by the

Add certificates during registration ⓘ

Continue

Registration

Step 2 of 5: Personal Info

First Name

*REQUIRED

Middle Name

Last Name

Company

* Contact Preference

* Email Address

Additional Contact Information

Mobile Phone

Back

Next

Registration

Step 3 of 5: Address

* Address

Street address, P.O. box, (required)

Address is required.

Apartment, suite, unit, floor, (optional)

City

State

Postal Code

*REQUIRED

Back

Next

Registration

Step 5 of 5: Signature

By registering, you agree that all information entered will be accurate and up-to-date.

* Please type your name as consent to electronically sign this registration.

Enable Type Signature

X Draw Signature Here

Clear

Back

Submit